

MINIATURE FIXED SETPOINT IP67 INTEGRAL PRESSURE SWITCH



IP67 Integral Deutsch Connector for maximum environmental protection. Equipped with either a 2- or 3-pin Deutsch connector and compliant with IP67 standards, our **Model 784** pressure switch is a miniature piston-operated factory set design for applications with limited installation space. This unique model thrives in tough environments containing oil, fuel, water, dust, vibration and shock.

FEATURES

- Fixed pressure
- Piston
- 8-6000 PSIG range
- IP67 compliant
- Integral pressure port snubbing
- UL Listed
- NEMA Type 4 rating

APPLICATIONS

- Off Road Equipment
- Industrial OEM Equipment
- Train Braking Systems
- Packaging Equipment
- Compactors
- Compressors

STANDARD SPECIFICATIONS

Pressure Connection	Electrical	Electrical Connection	Seal Materials	Materials	Temperature Range	Shipping Weight
1/4"-18 NPT	Snap-action Electrical Switch listed by UL and CSA At 28 VDC: 7 Amps Resistive; 4 Amps Inductive; 2 1/2 Amps Lamp Gold Contact Switches available for dry circuit applications	Single Pole Double Throw (SPDT)	Nitrile (Buna-N) "O"-Ring	Hydraulic Module Housing 303 Stainless Steel	-40°F to +250°F	Approximately 3 oz.
1/8"-27 NPT			Fluorocarbon (Viton™)		-40°C to +120°C	
9/16"-18 UNJF-3A			Ethylene Propylene	Electric Module Housing Polyphenylene Sulfide (PPS)	(Temperature Range Change with "O"-Ring Seal Material Selection)	
Options Available						

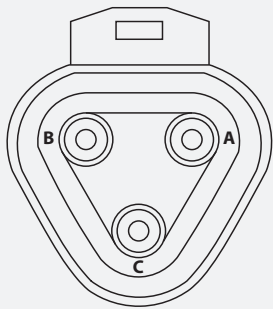
OPERATING PRESSURE DATA

Series	Range Indicator	Pressure Range	Tolerance on Set Pressure*	Dead Band*	Max System Pressure	Proof Pressure
784	1	8 – 125	±1 / ±5	4 / 14	1500	2250
	6	50 – 275	±5 / ±10	10 / 27	2400	3500
	2	75 – 500	±7 / ±15	15 / 45	3000	4500
	7	130 – 1000	±8 / ±20	20 / 95	3000	8000
	3	300 – 1500	±15 / ±40	45 / 130	4500	6800
	4	1250 – 3000	±40 / ±75	150 / 240	6500	10000
	5	2500 – 6000	±75 / ±125	250 / 425	7500	12000

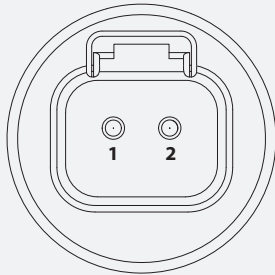
*Interpolate for intermediate pressures *Pressure in PSIG



WIRING CONFIGURATION GUIDE




3-PIN						
	#	A	B	C	#	
200 PSI AND ABOVE	01	NC	G	NO	07	BELOW 200 PSI
	02	NO	NC	G	08	
	03	G	NO	NC	09	
	04	NC	NO	G	10	
	05	G	NC	NO	11	
	06	NO	G	NC	12	



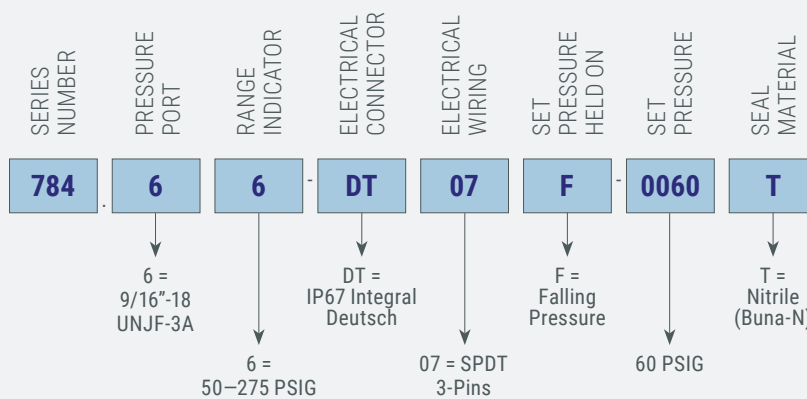
2-PIN					
	#	1	2	#	
200 PSI AND ABOVE	21	G	NC	23	BELOW 200 PSI
	22	NO	G	24	
	37	G	NO	39	
	38	NC	G	40	

NO - Normally Open **NC** - Normally Closed
G - Ground (Common)

ENVELOPE DIMENSIONS



ORDERING PROCEDURE



*Insert available option number or letter as required

Example: 784-66-DT07F-0060T

ORDERING SEQUENCE

SERIES

- 784 - Set pressures between 8-6000 PSIG
- See Operating Pressure Data table

PRESSURE CONNECTION

- 6 - 9/16"-18 UNJF-3A (MS33656-E6)
- 2 - 1/4"-18 NPT (Male)
- Consult factory for metric and additional configurations

PRESSURE RANGE NUMBER

- See Operating Pressure Data table

TYPE

- DT - IP67 Integral Deutsch

ELECTRICAL WIRING

- See Wiring Configuration Guide

SET PRESSURE TO BE HELD ON

- R - Rising Pressure
- F - Falling Pressure

SET PRESSURE

- Specify factory set pressure in 4-place PSIG (Example: 0060 for 60 PSIG)

SEAL MATERIALS

- T - Nitrile (Buna-N) - Standard
- V - Fluorocarbon (Viton™)
- E - Ethylene Propylene
- Consult factory for other available materials

SPECIAL ITEMS

- Pressure connection
- Seal materials
- Gold electrical contacts for low current applications
- Consult rep or factory for special items and configurations